

TAAL Enterprises Limited

Reg. Office: 2ndFloor, MMPDA Towers, 184, Royapettah High Road, Chennai 00014
Phone:+91-4443508393, Website:www.taalent.co.in; E-mail:secretarial@taalent.co.in
CIN: L62200TN2014PLC096373

TEL/SEC/2022-23

November 14, 2022

To,
Listing Department,
BSE Ltd.,
Phirozee Jeejeebhoy Towers,
Dalal Street, Fort,
Mumbai - 400 001
Scrip Code: 539956

Dear Sir / Madam,

Subject: Outcome of Board Meeting

In pursuance of the SEBI (Listing Obligations & Disclosure Requirements) Regulations, 2015 (Listing Regulations), please be informed that the Board of Directors at its meeting held today i.e., **Monday, November 14,2022** have *inter alia* considered and approved the un-audited financial Results (Standalone and Consolidated) for the quarter and half year ended September 30, 2022 and took on record the Limited Review Report issued by the Statutory Auditors of the Company.

The aforesaid Board Meeting commenced at 11.15 a.m. and concluded at 15.50 p.m. on November 14,2022.

Request you to please take the same on your record.

Thanking you,
Yours faithfully,
For TAAL Enterprises Limited

HIMANSHU Digitally signed by
HIMANSHU
MULCHAND
CHORADIYA
MULCHAND
CHORADIYA Date: 2022.11.14
15:53:28 +05'30'

Himanshu Choradiya
Company Secretary
Encl.: As above

Independent Auditor's review report on Review of Interim Standalone Financial Results

To The Board of Director of TAAL Enterprises Limited

1. We have reviewed the accompanying Statement of Standalone Unaudited Financial Results of TAAL Enterprises Limited ("the Company"), for the quarter and half year ended September 30, 2022, ("the Statement"), being submitted by the Company pursuant to the requirement of Regulation 33 of the SEBI (Listing Obligations and Disclosure Requirements) Regulations, 2015, as amended. The statement has been initiated by us for identification purposes.
2. This Statement, which is the responsibility of the Company's Management and approved by the Company's Board of Directors, has been prepared in accordance with the recognition and measurement principles laid down in the Indian accounting Standard 34 "Interim Financial Reporting" ("Ind AS 34"), prescribed under Section 133 of the Companies Act, 2013 read with relevant rules issued thereunder and other accounting principles generally accepted in India. Our responsibility is to express a conclusion on the Statement based on our review.
3. We Conducted our review of the Statement in accordance with the Standard on Review Engagements (SRE) 2410 'Review of Interim Financial Information Performed by the Independent Auditor of the Entity', issued by the Institute of Chartered Accountants of India (ICAI). This standard requires that we plan and perform the review to obtain moderate assurance as to whether the Statement is free from material misstatement.
4. A review of interim financial information consists of making inquiries, primarily of the Company's personnel responsible for financial and accounting matters and applying analytical and other review procedures. A review is substantially less in scope than an audit conducted in accordance with Standards on Auditing specified under section 143(10) of the Companies Act , 2013 and consequently does not enable us to obtain assurance that we would become aware of all significant matters that might be identified in an audit. Accordingly, we do not express an audit opinion.
5. Based on our review conducted as stated in paragraph 3 above, nothing has come to our attention that causes us to believe that the accompanying Statement, prepared in accordance with the recognition and measurement principles laid down in the aforesaid Indian Accounting Standard and other accounting principles generally accepted in India, has not disclosed the information required to be disclosed in terms of Regulation


V. P. Thacker & Co.

33 of the SEBI (Listing Obligations and Disclosure Requirements) Regulations, 2015, as amended, including the manner in which it is to be disclosed, or that it contains any material misstatement.

For V. P. Thacker & Co.

Chartered Accountants

Firm Registration No. 118696W



Abuali Darukhanawala

Partner

Membership No. 108053

UDIN: 22108053BDATW01222

Place: Mumbai

Date : 14-11-2022

TAAL ENTERPRISES LIMITED

Regd. Office : 2nd Floor, MMPDA Towers, 184, Royapettah High Road, Chennai - 600 014, Tamil Nadu, India
 Phone : +91 44 43508393, E-mail : secretarial@taalent.co.in, Web : www.taalent.co.in, CIN L62200TN2014PLC096373

STATEMENT OF STANDALONE ASSETS & LIABILITIES AS AT SEPTEMBER 30, 2022

(INR. In Lacs, unless otherwise stated)


	As at SEPTEMBER 30 2022	As at 31 March 2022
ASSETS		
Non-current assets		
Property, plant and equipment	2.62	3.10
Right to use assets	37.95	-
Financial assets		
Investments	85.00	85.00
Other financial Assets	2.34	-
Total Non-current assets	127.91	88.10
Current assets		
Financial assets		
Investments	206.24	212.48
Cash and cash equivalents	27.24	26.71
Bank balances other than cash and cash equivalent	1,115.09	1,133.15
Current tax assets (net)	146.75	67.04
Other current assets	55.04	57.48
Total Current assets	1,550.36	1,496.87
Total Assets	1,678.27	1,584.97
EQUITY AND LIABILITIES		
Equity		
Equity share capital	311.63	311.63
Other equity	1,261.65	1,204.41
Total equity	1,573.28	1,516.04
Liabilities		
Non-current liabilities		
Lease liabilities	32.21	-
Total Non-current liabilities	32.21	-
Current liabilities		
Financial liabilities		
Other financial liabilities	65.97	68.61
Lease liabilities	5.10	-
Other current liabilities	1.71	0.32
Total Current liabilities	72.77	68.93
Total Liabilities	104.98	68.93
Total equity and Liabilities	1,678.27	1,584.97



TAAL ENTERPRISES LIMITED

Regd. Office : 2nd Floor, MMPDA Towers, 184, Royapettah High Road, Chennai - 600 014, Tamil Nadu, India
 Phone : +91 44 43508393, E-mail : secretarial@taalent.co.in, Web : www.taalent.co.in, CIN L62200TN2014PLC096373
 STATEMENT OF STANDALONE FINANCIAL RESULTS FOR THE HALF YEAR ENDED SEPTEMBER 30, 2022

		(INR. In Lacs, unless otherwise stated)					
Sr. No.	Particulars	Quarter ended			Half year ended		Year ended
		30-Sep-22	30-Sep-21	30-Jun-22	30-Sep-22	30-Sep-21	31-Mar-22
		(Unaudited)	(Unaudited)	(Unaudited)	(Unaudited)	(Unaudited)	(Audited)
1	Income						
	Revenue from operations	-	-	-	-	-	-
	Other income	818.84	824.83	11.13	829.97	841.79	904.46
	Total income	818.84	824.83	11.13	829.97	841.79	904.46
2	Expenses						
	(a) Employee benefits expense	11.19	3.02	2.99	14.17	6.18	12.02
	(b) Finance costs	1.39	-	0.90	2.29	0.03	0.33
	(c) Depreciation and amortisation expense	2.32	0.48	1.62	3.94	0.97	1.55
	(d) Other Expenses	20.79	5.69	26.60	47.39	12.22	32.44
	Total expenses (a to d)	35.69	9.19	32.11	67.79	19.41	46.34
3	Profit / (Loss) before exceptional items and tax (1 - 2)	783.15	815.64	(20.98)	762.17	822.38	858.12
	Exceptional items- Written off of Assets						
	Investment in Subsidiary	-	(11.95)	-	-	(11.95)	(11.95)
4	Exceptional items	-	(11.95)	-	-	(11.95)	(11.95)
5	Profit / (Loss) before tax (3 - 4)	783.15	803.69	(20.98)	762.17	810.43	846.17
6	Income tax expense						
	a Current tax	3.76	5.59	-	3.76	7.27	20.08
	b Adjustment relating to earlier years	-	-	-	-	-	26.02
7	Total income tax expense (a to e)	3.76	5.59	-	3.76	7.27	46.10
8	Profit / (Loss) for the period after tax (5 - 7)	779.39	798.10	(20.98)	758.42	803.16	800.07
9	Other Comprehensive Income (OCI), net of tax						
	<i>Other comprehensive income not to be reclassified to profit or loss in subsequent periods</i>						
	Re-measurement gains/ (losses) on defined benefit plans	-	-	-	-	-	-
	Income tax effect	-	-	-	-	-	-
	Other Comprehensive Income for the period	-	-	-	-	-	-
10	Total Comprehensive Income / (loss) for the period (8+9)	779.39	798.10	(20.98)	758.42	803.16	800.07
11	Paid-up equity share capital (Face value of Rs. 10/- each)	311.63	311.63	311.63	311.63	311.63	311.63
12	Earnings / (Loss) per share (of Rs 10/- each) (not annualised):						
	(a) Basic earnings / (loss) per share (INR)	25.01	25.61	(0.67)	24.34	25.77	25.67
	(b) Diluted earnings / (loss) per share (INR)	25.01	25.61	(0.67)	24.34	25.77	25.67
See accompanying notes to the financial results							



TAAL ENTERPRISES LIMITED

Regd. Office : 2nd Floor, MMPDA Towers, 184, Royapettah High Road, Chennai - 600 014, Tamil Nadu, India
 Phone : +91 44 43508393, E-mail : secretarial@taalent.co.in, Web : www.taalent.co.in, CIN L62200TN2014PLC096373

STATEMENT OF STANDALONE CASH FLOWS FOR THE PERIOD ENDED SEPTEMBER 30, 2022

(INR. In Lacs, unless otherwise stated)

Particulars	Half Year ended Sep30, 2022	Year ended March 31, 2022
Cash flow from operating activities		
Profit/ (loss) before tax	762.17	846.17
Adjustments for:		
Depreciation	0.49	1.55
Impairment of Investment in Subsidiary	-	11.95
Dividend income	(807.50)	(807.50)
Interest income	(27.22)	(81.78)
Gain on changes in fair value of investments (mutual funds)	6.24	(12.48)
Operating profit/ (loss) before working capital changes	(65.82)	-42.09
Changes in working capital		
Increase / (decrease) in trade and other payables	(5.01)	(48.64)
Decrease/ (increase) in trade and other receivables	(77.71)	(52.22)
Cash generated from/ (used in) operations	(148.55)	(142.95)
Income tax paid	-	(33.72)
Net cash flow from/ (used in) operating activities (A)	(148.55)	(176.67)
Cash flow from investing activities		
Capital Return from Subsidiary	-	68.15
Purchase of Investments	-	(200.00)
Movement in other bank balances	18.07	106.93
Repayment of loans given	-	90.00
Dividend income from Subsidiary	807.50	807.50
Interest income	27.22	81.78
Net cash flow from investing activities (B)	852.78	954.36
Cash flow from financing activities		
Lease payments	(2.60)	-
Dividend paid	(701.17)	(779.08)
Net cash flow from/ (used in) financing activities (C)	(703.77)	(779.08)
Net increase in cash and cash equivalents (A+B+C)	0.46	(1.39)
Cash and cash equivalents at the beginning of the Period/year	81.87	83.26
Cash and cash equivalents for end of the Period/year	82.33	81.87
Cash and cash equivalents comprise		
Balances with banks		
On current accounts	27.22	26.69
On unpaid dividend accounts	50.95	51.01
Cash on hand	0.03	0.03
Money in fractional share entitlement account	4.14	4.14
Total cash and bank balances at the end of the year	82.33	81.87




Notes to the financial results:

- 1 The above financial results of TAAL Enterprises Limited ("The Company") has been prepared in accordance with Indian Accounting Standards - IND AS 34 "Interim Financial Reporting" as prescribed under Section 133 of the Companies Act, 2013 read with Rule 3 of the Companies (Indian Accounting Standards) Rules 2015 and SEBI Circular No. CIR/CFD/FAC/62/2016 dated 5 July 2016.
- 2 The Company had declared interim Dividend of INR 22.50 per Equity share (face Value INR 10 each) in the Board Meeting held on 16th September, 2022.
- 3 Pursuant to the declaration of the Dividend by the Board of Directors of the wholly owned subsidiary Company (TAAL Tech India Private Limited), the interim dividend of INR 95 per equity share (Face Value INR 10 each) was declared on September 09, 2021. The interim dividend has been received by the Company on September 12, 2021.
- 4 The Company is primarily engaged in Charter business. As such there is no separate reportable segment as per Ind AS 108 'Operating Segments' and no further segment disclosures are required.
- 5 The Board of Directors have approved the Scheme of Amalgamation ("Scheme") of the Company with TAAL Tech India Private Limited ("Transferor Company") in their meeting held on 18th October, 2022
- 6 This Statement has been reviewed by the Audit Committee and approved by the Board of Directors at its meeting held on November 14, 2022.
- 7 Previous period figures have been regrouped, re-arranged and re-classified wherever necessary to make them comparable with figures of current period.

Date: November 14, 2022
Place: Pune



For TAAL Enterprises Limited


Sali Taneja
Whole- Time Director

V. P. Thacker & Co.

Chartered Accountants

402 Embassy Centre,
Nariman Point,
Mumbai 400 021 INDIA
(22) 6631 1460 Main
(22) 6631 1474 Fax
vptco@vptco.in

Independent Auditor's review report on Review of Interim Consolidated Financial Results

To the Board of Director of TAAL Enterprises Limited

1. We have reviewed the accompanying Statement of Consolidated Unaudited Financial Results of TAAL Enterprises Limited ("the Parent"), and its subsidiaries (the Parent and its subsidiaries together referred to as "the Group") for the quarter and half year ended September 30, 2022, ("the Statement"), being submitted by the Company pursuant to the requirement of Regulation 33 of the SEBI (Listing Obligations and Disclosure Requirements) Regulations, 2015, as amended.
2. This Statement, which is the responsibility of the Parent's Management and approved by the Parent's Board of Directors, has been prepared in accordance with the recognition and measurement principles laid down in the Indian accounting Standard 34 "Interim Financial Reporting" ("Ind AS 34"), prescribed under Section 133 of the Companies Act, 2013 read with relevant rules issued thereunder and other accounting principles generally accepted in India. Our responsibility is to express a conclusion on the Statement based on our review.
3. We Conducted our review of the Statement in accordance with the Standard on Review Engagements (SRE) 2410 'Review of Interim Financial Information Performed by the Independent Auditor of the Entity', issued by the Institute of Chartered Accountants of India (ICAI). A review of interim financial information consists of making inquiries, primarily of the Parent's personnel responsible for financial and accounting matters and applying analytical and other review procedures. A review is substantially less in scope than an audit conducted in accordance with Standards on Auditing specified under section 143(10) of the Companies Act, 2013 and consequently does not enable us to obtain assurance that we would become aware of all significant matters that might be identified in an audit. Accordingly, we do not express an audit opinion.

We also performed procedures in accordance with the circular issued by SEBI under Regulation 33(8) of the SEBI (Listing Obligations and Disclosure Requirements) Regulations, 2015, as amended, to the extent applicable.

4. The Statement includes the results of the Parent and Subsidiaries including step down subsidiaries i.e. TAAL Tech India Private Limited, TAAL Technologies Inc., TAAL Tech GmbH and TAAL Tech Innovations GmbH, Austria.
 - a. We have not reviewed the interim financial results of all the subsidiaries (including step-down subsidiaries) included in the Statement whose interim financial results reflect total assets of Rs. 12,352.28 lakhs as at 30th September, 2022 and total revenues of Rs. 3,846.91 Lacs and Rs. 7,515.73 Lacs, total net profit after tax of Rs. 624.85 Lacs and Rs. 1,389.90 Lacs, total comprehensive income of Rs. 707.71 and Rs. 1,471.37 Lacs for the quarter ended 30th September, 2022 and for the half year ended 30th September, 2022 respectively, and cash flows (net) of Rs. (865.29) as considered in the respective consolidated audited interim financial results of the entities included in the Group. These interim financial results have been reviewed by other auditors whose reports have been furnished to us by the management and our report on the Statement, in so far as it relates to the amount and disclosures included

V. P. Thacker & Co.

in respect of these subsidiaries is based solely on the report of the other auditors and procedures performed by us as stated in paragraph 3 above.

Our conclusion on the Statement is not modified in respect of the above matter with respect to our reliance on the work done and the reports of the other auditors.

5. Based on our review conducted as stated in paragraph 3 above, nothing has come to our attention that causes us to believe that the accompanying Statement, prepared in accordance with the recognition and measurement principles laid down in the aforesaid Indian Accounting Standard and other accounting principles generally accepted in India, has not disclosed the information required to be disclosed in terms of Regulation 33 of the SEBI (Listing Obligations and Disclosure Requirements) Regulations, 2015, as amended, including the manner in which it is to be disclosed, or that it contains any material misstatement.

For V. P. Thacker & Co.

Chartered Accountants

Firm Registration No. 118696W



Abuali Darukhanawala

Partner

Membership No. 108053

UDIN: 22108053BDAKLH3802

Place: Mumbai

Date :14-11-2022

TAAL ENTERPRISES LIMITED

Regd. Office : 2nd Floor, MMPDA Towers, 184, Royapettah High Road, Chennai - 600014, Tamil Nadu, INDIA
Phone: +91 44 43508393; E-mail: secretarial@taalent.co.in; Web: www.taalent.co.in; CIN: L62200TN2014PLC096373

STATEMENT OF CONSOLIDATED FINANCIAL RESULTS FOR THE QUARTER AND HALF YEAR ENDED SEPTEMBER 30, 2022
(INR in lakhs, unless otherwise stated)

Sr. No.	Particulars	(INR in lakhs, unless otherwise stated)					
		Qtr ended			Half year ended		Year ended
		Sep 30, 2022 (Unaudited)	Sep 30, 2021 (Unaudited)	Jun 30, 2022 (Unaudited)	Sep 30, 2022 (Unaudited)	Sep 30, 2021 (Unaudited)	Mar 31, 2022 (Audited)
1	Income						
	Revenue from operations	3,795.46	3,122.97	3,574.29	7,369.75	6,098.82	12,935.68
	Other income	62.79	216.14	105.66	168.45	571.82	1,201.43
	Total income	3,858.25	3,339.11	3,679.95	7,538.20	6,670.64	14,137.11
2	Expenses						
a	Employee benefits expense	2,150.64	1,789.29	1,904.70	4,055.34	3,444.97	7,128.03
b	Finance costs	38.24	41.26	51.09	89.33	83.01	202.53
c	Depreciation and amortisation expense	135.31	78.26	115.24	250.55	139.21	360.10
d	Other expenses	631.91	449.30	546.72	1,178.63	871.63	1,782.63
	Total expenses (a to d)	2,956.10	2,358.11	2,617.75	5,573.85	4,538.82	9,473.29
3	Profit / (Loss) before exceptional items and tax (1 - 2)	902.15	981.00	1,062.20	1,964.35	2,131.82	4,663.82
4	Exceptional items						(3.11)
	subsidiary dissolution	-	-	-	-	-	(3.11)
4	Total Exceptional items						
5	Profit / (Loss) before tax (3 - 4)	902.15	981.00	1,062.20	1,964.35	2,131.82	4,660.71
6	Income tax expense						
a	Current tax	270.12	265.57	278.75	548.87	586.66	1,409.63
b	Deferred tax	35.27	8.27	39.38	74.65	(6.59)	33.69
c	Adjustments for earlier years	-	-	-	-	-	26.02
d	MAT credit entitlement	-	-	-	-	-	-
6	Total income tax expense (a to b)	305.39	273.84	318.13	623.52	580.07	1,469.34
7	Profit / (Loss) for the period after tax (5-6)	596.76	707.16	744.07	1,340.83	1,551.75	3,191.37
8	Other Comprehensive Income/ (loss) (OCI), net of tax						
	<i>Other comprehensive income to be reclassified to profit or loss in subsequent periods</i>						
	Exchange differences in translating the financial statements of a foreign operation	71.35	(1.51)	67.98	139.33	13.76	50.72
		71.35	(1.51)	67.98	139.33	13.76	50.72
	<i>Other comprehensive income not to be reclassified to profit or loss in subsequent periods</i>						
	Re-measurement gains/ (losses) on defined benefit plans	(45.13)	44.03	(12.73)	(57.86)	31.30	0.19
	OCI on forward Contract	-	-	-	-	-	1.06
	Income tax effect	(45.13)	44.03	(12.73)	(57.86)	31.30	(2.38)
		26.22	42.52	55.25	81.47	45.06	48.34
9	Other Comprehensive Income / (Loss) for the period	26.22	42.52	55.25	81.47	45.06	48.34
10	Total Comprehensive Income / (loss) for the period (7+9)	622.98	749.68	799.32	1,422.30	1,596.81	3,239.71
	Profit attributable to :						
	Equity Shareholders of Parent	596.76	707.16	744.07	1,340.83	1,551.75	3,191.37
	Non Controlling Interest	-	-	-	-	-	-
	Other Comprehensive Income attributable to :						
	Equity Shareholders of Parent	26.22	42.52	55.25	81.47	45.06	48.34
	Non Controlling Interest	-	-	-	-	-	-
	Total Comprehensive Income attributable to :						
	Equity Shareholders of Parent	622.98	749.68	799.32	1,422.30	1,596.81	3,239.71
	Non Controlling Interest	-	-	-	-	-	-
11	Paid-up equity share capital (Face value of INR 10/- each)	311.63	311.63	311.63	311.63	311.63	311.63
12	Earnings / (Loss) per share (of INR 10/- each) (not annualised)						
	(a) Basic earnings / (loss) per share (INR)	19.15	22.69	23.88	43.03	49.79	102.41
	(b) Diluted earnings / (loss) per share (INR)	19.15	22.69	23.88	43.03	49.79	102.41

See accompanying notes to the consolidated financial results



Notes to the financial results:

- 1 The above financial results of TAAL Enterprises Limited ("The Company") has been prepared in accordance with Indian Accounting Standards as prescribed under Section 133 of the Companies Act, 2013 read with Rule 3 of the Companies (Indian Accounting Standards) Rules 2015 and SEBI Circular No. CIR/CFD/FAC/62/2016 dated July 05, 2016.
- 2 Taal Tech India Private Limited, wholly owned subsidiary has completed third tranche of Buy Back of 50,000 Equity Shares from the eligible shareholder in August, 2022
- 3 Pursuant to the declaration of the interim Dividend by the Board of Directors of the wholly owned subsidiary Company (TAAL Tech India Private Limited), the interim dividend of INR 95 per equity share (Face Value INR 10 each) was declared on September 09, 2022. The interim dividend has been received by the Company on September 12, 2022.
- 4 The Company had declared interim Dividend of INR 22.50 per Equity share (face Value INR 10 each) in the Board Meeting held on 16th September, 2022.
- 5 During the quarter ended September 30, 2022, Taal Tech (UK) Limited, stepdown subsidiary of the Company has been voluntarily dissolved owing to no business activity.
- 6 The Board of Directors have approved the Scheme of Amalgamation ("Scheme") of the Company with TAAL Tech India Private Limited ("Transferor Company") in their meeting held on 18th October, 2022
- 7 This Statement has been reviewed by the Audit Committee and approved by the Board of Directors at its meeting held on November 14, 2022.
- 8 Previous period figures have been regrouped, re-arranged and re-classified wherever necessary to make them comparable with figures of current period.

Place: Pune

Date: November 14, 2022

For TAAL Enterprises Limited

Saill Taneja
Whole Time Director



A handwritten signature in blue ink, consisting of a stylized 'N' with a vertical line through it, enclosed in a loop.

TAAL ENTERPRISES LIMITED

Regd. Office : 2nd Floor, MMPDA Towers, 184, Royapettah High Road, Chennai - 600014, Tamil Nadu, INDIA

Phone: +91 44 43508393; E-mail: secretarial@taalent.co.in; Web: www.taalent.co.in;

CIN: L62200TN2014PLC096373

STATEMENT OF CONSOLIDATED BALANCE SHEET AS AT SEPTMEBR 30, 2022

Particulars	(INR in lakhs, unless otherwise stated)	
	As at Sep 30, 2022	As at Mar 31, 2022
	(Unaudited)	(Audited)
ASSETS		
Non-current assets		
Property, plant and equipment	236.60	269.72
Right to use assets	1,142.84	916.41
Intangible assets	57.71	61.86
Financial assets		
Other financial assets	173.19	579.09
Deferred tax asset (net)	68.07	144.71
Other non-current assets	114.64	20.17
Total non-current assets	1,793.05	1,991.96
Current assets		
Financial assets		
Investments	601.56	508.50
Trade receivables	2,864.18	2,226.06
Cash and cash equivalents	1,763.95	2,489.39
Bank balances other than cash and cash equivalents	5,042.47	5,009.53
Loans	-	300.00
Other financial assets	934.76	633.97
Other current assets	798.84	676.11
Total current assets	12,005.75	11,843.56
TOTAL ASSETS	13,798.80	13,835.52
EQUITY AND LIABILITIES		
Equity		
Equity share capital	311.63	311.63
Other equity	10,268.67	9,557.57
Total Equity	10,580.30	9,869.20
Liabilities		
Non-current liabilities		
Financial liabilities		
Lease liabilities	918.10	748.23
Other financial liabilities	37.03	-
Provisions	32.48	21.35
Total Non-current liabilities	987.61	769.58
Current liabilities		
Financial liabilities		
Trade payables	239.51	126.60
Lease liabilities	254.30	163.56
Other financial liabilities	962.32	2,705.18
Provisions	65.74	56.19
Other current liabilities	200.51	115.39
Current tax liabilities (net)	508.51	529.81
Total current liabilities	2,230.89	3,196.73
Total liabilities	3,218.50	3,966.32
TOTAL EQUITY AND LIABILITIES	13,798.80	13,835.52



TAAL ENTERPRISES LIMITED

Regd. Office : 2nd Floor, MMPDA Towers, 184, Royapettah High Road, Chennai - 600 014, Tamil Nadu, INDIA
Phone : +91 44 43508393, E-mail : secretarial@taalent.co.in, Web : www.taalent.co.in, CIN L62200TN2014PLC096373

CONSOLIDATED SEGMENT INFORMATION FOR THE QUARTER AND HALF YEAR ENDED SEPTEMBER 30, 2022

(INR in lakhs, unless otherwise stated)

Sr. No.	Particulars	Quarter ended Sep 30, 2021	Quarter ended Sep 30, 2021	Quarter ended June 30, 2022	Half year ended Sep 30, 2022	Half year ended Sep 30, 2021	Year ended March 31, 2022
		(Unaudited)	(Unaudited)	(Unaudited)	(Unaudited)	(Unaudited)	(Audited)
1	Segment revenue						
	(a) Air charter	-	-	-	-	-	-
	(b) Engineering Design Service	3,795.46	3,122.97	3,574.29	7,369.75	6,098.82	12,935.68
	(c) Trading of goods	-	-	-	-	-	-
	Revenue from operations	3,795.46	3,122.97	3,574.29	7,369.75	6,098.82	12,935.68
2	Segment results						
	Operating Profit/ (Loss)						
	(a) Air charter	784.55	815.65	(20.09)	764.46	822.42	858.44
	(b) Engineering Design Service	963.35	1,015.61	1,133.36	2,096.71	2,203.59	4,815.41
	(c) Trading of goods	-	(1.51)	-	-	(3.69)	(3.11)
	Total segment profit before interest, tax and elimination	1,747.90	1,829.75	1,113.28	2,861.18	3,022.33	5,670.74
	Less: Elimination - Dividend from subsidiary	807.50	807.50	-	807.50	807.50	807.50
	Total segment profit before interest and tax	940.40	1,022.25	1,113.28	2,053.68	2,214.83	4,863.24
	Less: Finance cost	38.24	41.26	51.09	89.33	83.01	202.53
	Profit before tax	902.16	980.99	1,062.19	1,964.35	2,131.82	4,660.71
	Income tax expense	305.40	273.84	318.13	623.52	580.07	1,469.34
	Profit after tax	596.76	707.15	744.07	1,340.83	1,551.75	3,191.37
3	Capital employed						
	(a) Air charter	1,488.28	1,434.13	1,410.05	1,488.28	1,434.13	1,431.04
	(b) Engineering Design Service	9,092.02	6,951.82	9,191.80	9,092.02	6,951.82	8,438.16
	(c) Trading of goods	-	-	-	-	-	-
	Total capital employed	10,580.30	8,385.95	10,601.85	10,580.30	8,385.95	9,869.20



TAAL ENTERPRISES LIMITED

Regd. Office : 2nd Floor, MMPDA Towers, 184, Royapettah High Road, Chennai - 600014, Tamil Nadu, INDIA
Phone : +91 44 4350 8393, E-mail : secretarial@taalent.co.in, Web : www.taalent.co.in , CIN : L62200TN2014PLC096373

STATEMENT OF CONSOLIDATED CASH FLOW STATEMENT FOR THE HALF YEAR ENDED SEPTEMBER 30, 2022

(INR in lakhs, unless otherwise stated)

Particulars	Half year ended	Year ended
	Sep 30, 2022	March 31, 2022
Cash flow from operating activities		
Profit before tax	1964.35	4660.71
Adjustments for:		
Depreciation, amortization and impairment	247.09	360.10
Gain on change in fair value of investments (mutual funds)	6.24	(12.48)
Income from sale of investments (mutual funds)	(6.73)	(21.81)
Interest expense	86.35	183.50
Interest income	(145.17)	(257.30)
Interest income on security deposits	(21.30)	(122.65)
Income on sale of assets	-	(21.92)
Loss on re-measurement of liability towards buy back of shares	39.77	140.90
Unrealised foreign exchange loss	8.04	-
Operating profit / (loss) before working capital changes	2178.63	4909.06
Changes in working capital		
Decrease/ (increase) in trade receivables and other assets	(919.63)	(72.58)
Increase / (decrease) in trade payables and other liabilities	116.09	(836.40)
Cash generated from / (used in) operations	1375.09	4000.08
Income tax paid	(486.71)	(1036.62)
Net cash flow from / (used in) operating activities (A)	888.38	2963.46
Cash flow from investing activities		
Payment for property, plant and equipment and intangible assets	(51.34)	(405.58)
Proceeds from sale of asset	-	26.91
Purchase of investments	(113.48)	(480.00)
Proceeds from sale of investments	20.91	106.59
Movement in other bank balances	(32.94)	(1539.74)
Repayment of loans given by company (net)	300.00	(210.00)
Interest received	230.74	350.43
Net cash flow from / (used in) investing activities (B)	353.89	(2151.39)
Cash flow from financing activities		
Addition or repayment of security deposits	(48.72)	-
Lease Payments	(195.17)	(267.14)
Payment towards Buyback of Shares (Including tax on Buy back)	-	(919.67)
Dividend paid	(701.17)	(826.58)
Payment towards buyback of shares (including tax on buyback)	(1162.06)	-
Net cash flow from / (used in) financing activities (C)	(2,107.11)	(2,013.39)
Net increase / (decrease) in cash and cash equivalents (A+B+C)	(864.84)	(1201.32)
Cash and cash equivalents at the beginning of the year	2544.55	3699.87
Effect of exchange gain on cash and cash equivalents	-	2.42
Foreign currency translation reserve / adjustments	139.33	43.58
Cash and cash equivalents at the end of the year	1819.04	2544.55
Cash and cash equivalents comprise		
Balances with banks	1763.92	2489.20
On current accounts	0.03	0.19
Cash on hand	50.95	51.01
On unpaid dividend accounts	4.14	4.14
Money in fractional share entitlement account		
Total cash and bank balances at end of the year	1819.04	2544.55

