

## TAAL Enterprises Limited

Reg. Office: 2ndFloor, MMPDA Towers, 184, Royapettah High Road, Chennai 00014  
Phone:+91-4443508393, Website:www.taalent.co.in; E-mail:secretarial@taalent.co.in  
CIN: L62200TN2014PLC096373

TEL/SEC/2021-22

August 12, 2021

To,  
Listing Department,  
BSE Ltd.,  
Phirozee Jeejeebhoy Towers,  
Dalal Street, Fort,  
Mumbai - 400 001  
Scrip Code: 539956

Dear Sir / Madam,

### Subject: Outcome of Board Meeting

In pursuance of the SEBI (Listing Obligations & Disclosure Requirements) Regulations , 2015 (Listing Regulations), please be informed that the Board of Directors at its meeting held today i.e., **Thursday, August 12, 2021** have inter alia, considered and approved the following:

1. Un-audited financial results (standalone and consolidated) for the quarter ended June 30, 2021 and took on record the Limited Review Report issued by the Statutory Auditors of the Company.
2. Declaration of Interim Dividend of Rs. 25/- (250%) per Equity Share of Rs. 10/- each for the FY 2021-22.

Pursuant to Regulation 42 of the Listing Regulations, the record date, i.e., August 21, 2021, for the purpose of payment of the Interim Dividend has been already intimated to the Exchange vide our earlier letter dt. August 09, 2021. The Interim Dividend will be paid / dispatched to the shareholders on or before September 11, 2021.

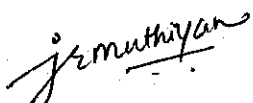
The aforesaid Board Meeting commenced at 10.50 a.m. and concluded at 11.55 a.m. on August 12, 2021.

Please take the same on your record and oblige.

Thanking you,


Yours faithfully,

For TAAL Enterprises Limited



Jitendra Muthiyan  
Chief Financial Officer

Encl.: As above



## V. P. Thacker & Co.

Chartered Accountants

402 Embassy Centre,  
Nariman Point,  
Mumbai 400 021 INDIA  
(22) 6631 1480 Main  
(22) 6631 1474 Fax  
vptco@vptco.in

### Independent Auditor's review report on Review of Interim Standalone Financial Results

To The Board of Directors of TAAL Enterprises Limited

1. We have reviewed the accompanying Statement of Standalone Unaudited Financial Results of TAAL Enterprises Limited ("the Company"), for the quarter and ended June 30, 2021, ("the Statement"), being submitted by the Company pursuant to the requirement of Regulation 33 of the SEBI (Listing Obligations and Disclosure Requirements) Regulations, 2015, as amended.
2. This Statement, which is the responsibility of the Company's Management and approved by the Company's Board of Directors, has been prepared in accordance with the recognition and measurement principles laid down in the Indian accounting Standard 34 "Interim Financial Reporting" ("Ind AS 34"), prescribed under Section 133 of the Companies Act, 2013 read with relevant rules issued thereunder and other accounting principles generally accepted in India. Our responsibility is to express a conclusion on the Statement based on our review.
3. We Conducted our review of the Statement in accordance with the Standard on Review Engagements (SRE) 2410 'Review of Interim Financial Information Performed by the Independent Auditor of the Entity', issued by the Institute of Chartered Accountants of India (ICAI). A review of interim financial information consists of making inquiries, primarily of the Company's personnel responsible for financial and accounting matters and applying analytical and other review procedures. A review is substantially less in scope than an audit conducted in accordance with Standards on Auditing specified under section 143(10) of the Companies Act, 2013 and consequently does not enable us to obtain assurance that we would become aware of all significant matters that might be identified in an audit. Accordingly, we do not express an audit opinion.
4. Based on our review conducted as stated in paragraph 3 above, nothing has come to our attention that causes us to believe that the accompanying Statement, prepared in accordance with the recognition and measurement principles laid down in the aforesaid Indian Accounting Standard and other accounting principles generally accepted in India, has not disclosed the information required to be disclosed in terms of Regulation 33 of the SEBI (Listing Obligations and Disclosure Requirements) Regulations, 2015, as amended, including the manner in which it is to be disclosed, or that it contains any material misstatement.
5. Note 6 of the standalone financial results which states that the management has performed an assessment of the impact of COVID-19 on the Company's operations, financial performance and position as at and for the quarter ended June 30, 2021 and has concluded that there is no significant impact which is required to be recognised in the financial results. Accordingly, no adjustments have been made to the standalone financial results.

Our conclusion is not modified in respect of this matter.

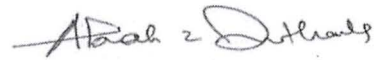
**V. P. Thacker & Co.**

Chartered Accountants

**6. Other Matters:**

The comparative figures provided in the Statement for the corresponding quarter ended June 30, 2020 have been reviewed by the predecessor auditor who have expressed an unqualified conclusion in its Limited Review Report issued dated September 8, 2020.

For V. P. Thacker & Co  
Chartered Accountants  
Firm Registration No. 118696W



Abuali Darukhanawala  
Partner

Place: Mumbai

Date : 12<sup>th</sup> August 2021

Membership No.108053  
UDIN: 21108053AAAAQJ1651

TAAL ENTERPRISES LIMITED

Regd. Office : 2nd Floor, MMPDA Towers, 184, Royapettah High Road, Chennai - 600 014, Tamil Nadu, India  
Phone : +91 44 43508393, E-mail : secretarial@taalent.co.in, Web : www.taalent.co.in, CIN L62200TN2014PLC096373

STATEMENT OF STANDALONE FINANCIAL RESULTS FOR THE QUARTER ENDED JUNE 30, 2021

C INR in lakhs, unless otherwise stated

Sr. No.	Particulars	Quarter ended			Year ended
		30-Jun-21	30-Jun-20	31-Mar-21	31-Mar-21
		(Unaudited)	(Unaudited)	Refer Note no 2	(Audited)
1	Income				
	Revenue from operations	-	-	-	-
	Other income	16.96	16.41	16.89	1,117.49
	<b>Total income</b>	<b>16.96</b>	<b>16.41</b>	<b>16.89</b>	<b>1,117.49</b>
2	Expenses				
	(a) Employee benefits expense	3.17	1.42	3.68	9.16
	(b) Operating Expenses	-	0.46	(0.46)	-
	(c) Finance costs	0.03	15.30	4.02	26.43
	(d) Depreciation and amortisation expense	0.49	0.85	0.85	3.41
	(e) Other Expenses	6.54	11.76	18.51	40.37
	<b>Total expenses (a to d)</b>	<b>10.22</b>	<b>29.79</b>	<b>26.59</b>	<b>79.37</b>
3	<b>Profit / (Loss) before exceptional items and tax (1 - 2)</b>	<b>6.74</b>	<b>(13.38)</b>	<b>(9.70)</b>	<b>1,038.13</b>
	Exceptional items- Impairment of Assets				
	a) Right Use of Asset	-	-	-	-
	b) Investment in Subsidiary	-	-	-	-
4	Exceptional items	-	-	-	-
5	<b>Profit / (Loss) before tax (3 - 4)</b>	<b>6.74</b>	<b>(13.38)</b>	<b>(9.70)</b>	<b>1,038.13</b>
6	Income tax expense				
a	Current tax	1.68	-	-	73.72
b	Deferred tax	-	-	-	-
7	<b>Total income tax expense (a to e)</b>	<b>1.68</b>	<b>-</b>	<b>-</b>	<b>73.72</b>
8	<b>Profit / (Loss) for the period after tax (5 - 7)</b>	<b>5.06</b>	<b>(13.38)</b>	<b>(9.70)</b>	<b>964.41</b>
9	Other Comprehensive Income (OCI), net of tax				
	<i>Other comprehensive income not to be reclassified to profit or loss in subsequent periods</i>				
	Re-measurement gains/ (losses) on defined benefit plans	-	-	-	-
	Income tax effect	-	-	-	-
	<b>Other Comprehensive Income for the period</b>	<b>-</b>	<b>-</b>	<b>-</b>	<b>-</b>
10	<b>Total Comprehensive Income / (loss) for the period (8+9)</b>	<b>5.06</b>	<b>(13.38)</b>	<b>(9.70)</b>	<b>964.41</b>
11	Paid-up equity share capital (Face value of Rs. 10/- each)	311.63	311.63	311.63	311.63
12	Earnings / (Loss) per share (of Rs 10/- each) (not annualised):				
	(a) Basic earnings / (loss) per share (INR)	0.16	(0.43)	(0.31)	30.95
	(b) Diluted earnings / (loss) per share (INR)	0.16	(0.43)	(0.31)	30.95
	See accompanying notes to the financial results				





**Notes to the financial results:**

- 1 The above financial results of TAAL Enterprises Limited ("The Company") has been prepared in accordance with Indian Accounting Standards - IND AS 34 "Interim Financial Reporting" as prescribed under Section 133 of the Companies Act, 2013 read with Rule 3 of the Companies (Indian Accounting Standards) Rules 2015 and SEBI Circular No. CIR/CFD/FAC/62/2016 dated 5 July 2016.
- 2 Figures of the quarter ended March 31, 2021 are the balancing figures between year ended March 31, 2021 figures and published nine months ended December 31, 2020.
- 3 The Board of Directors in their meeting held on August 12, 2021 approved an interim dividend of Rs 25 per fully paid equity share.
- 4 Subsequent to the year end March 31, 2021, the Directors of the Subsidiary Company ( TAAL TECH INDIA PRIVATE LIMITED) had recommended the payment of a final dividend of INR 95 (March 31, 2020: Nil) per fully paid equity share in the Board meeting held on June 11, 2021. This proposed dividend was subsequently then approved for payment by the shareholders at the Annual General Meeting held on July 31, 2021.
- 5 The Company is primarily engaged in Charter business. As such there is no separate reportable segment as per Ind AS 108 'Operating Segments' and no further segment disclosures are required.
- 6 The management has made an assessment of the impact of COVID-19 on the Company's operations, financial performance and position as at and for the quarter ended June 30, 2021 and has concluded that there is no significant impact which is required to be recognized in the financial statements. The Company will continue to closely monitor any material changes to future economic conditions.
- 7 This Statement has been reviewed by the Audit Committee and approved by the Board of Directors at its meeting held on August 12, 2021.
- 8 Previous period figures have been regrouped, re-arranged and re-classified wherever necessary to make them comparable with figures of current period.

Date: August 12, 2021  
Place: Pune



For TAAL ENTERPRISES LIMITED

Salil Taneja  
Whole Time Director

## V. P. Thacker & Co.

Chartered Accountants

402 Embassy Centre,  
Nariman Point,  
Mumbai 400 021 INDIA  
(22) 6631 1480 Main  
(22) 6631 1474 Fax  
vptco@vptco.in

### Independent Auditor's review report on Review of Interim Consolidated Financial Results

To the Board of Director of TAAL Enterprises Limited

1. We have reviewed the accompanying Statement of Consolidated Unaudited Financial Results of TAAL Enterprises Limited ("the Parent"), and its subsidiaries (the Parent and its subsidiaries together referred to as "the Group") for the quarter ended June 30, 2021, ("the Statement"), being submitted by the Company pursuant to the requirement of Regulation 33 of the SEBI (Listing Obligations and Disclosure Requirements) Regulations, 2015, as amended.
2. This Statement, which is the responsibility of the Parent's Management and approved by the Parent's Board of Directors, has been prepared in accordance with the recognition and measurement principles laid down in the Indian accounting Standard 34 "Interim Financial Reporting" ("Ind AS 34"), prescribed under Section 133 of the Companies Act, 2013 read with relevant rules issued thereunder and other accounting principles generally accepted in India. Our responsibility is to express a conclusion on the Statement based on our review.
3. We Conducted our review of the Statement in accordance with the Standard on Review Engagements (SRE) 2410 'Review of Interim Financial Information Performed by the Independent Auditor of the Entity', issued by the Institute of Chartered Accountants of India (ICAI). A review of interim financial information consists of making inquiries, primarily of the Parent's personnel responsible for financial and accounting matters and applying analytical and other review procedures. A review is substantially less in scope than an audit conducted in accordance with Standards on Auditing specified under section 143(10) of the Companies Act, 2013 and consequently does not enable us to obtain assurance that we would become aware of all significant matters that might be identified in an audit. Accordingly, we do not express an audit opinion.
4. The Statement includes the results of the Parent and Subsidiaries including step down subsidiaries i.e. TAAL Tech India Private Limited, First Airways Inc., TAAL Technologies Inc., TAAL Tech GmbH and TAAL Tech Innovations GmbH.
  - a. We have not reviewed the interim financial results of 4 subsidiaries (including step-down subsidiaries) included in the Statement whose interim financial results reflect total assets of Rs. 11,088.41 Lacs as at 30-Jun-2021 and total revenues of Rs. 2975.85 Lacs, total net profit after tax of Rs. 841.72 Lacs, total comprehensive income of Rs. 843.46 Lacs for the quarter ended 30-Jun-2021 as considered in the respective consolidated audited interim financial results of the entities included in the Group. These interim financial results have been reviewed by other auditors whose reports have been furnished to us by the management and our report on the Statement, insofar as it relates to the amount and disclosures included in respect of these subsidiaries is based solely on the report of the other auditors and procedures performed by us as stated in paragraph 3 above.

Our conclusion on the Statement is not modified in respect of the above matter with respect to our reliance on the work done and the reports of the other auditors.
  - b. The interim financial results of 1 subsidiary has not been reviewed by their auditors and are certified by the Management, whose interim financial results reflect total assets of Rs. 69.88 Lacs as at June 30, 2021, total revenue of Rs. Nil, total profit (loss) after Tax of Rs. (2.18) Lacs for the quarter ended on June 30, 2021 as considered in the



## V. P. Thacker & Co.

Chartered Accountants

unaudited consolidated financial results. According to the information and explanation given to us by the management, these financial results are not material to the group.

Our conclusion on the Statement is not modified in respect of the above matters with respect to our reliance on the interim financial information certified by the management.

5. Note 4 of the consolidated financial results which states that the management has performed an assessment of the impact of COVID-19 on the Group's operations, financial performance and position as at and for the quarter ended June 30, 2021 and has concluded that there is no significant impact which is required to be recognised in the financial results. Accordingly, no adjustments have been made to the financial results.

Our conclusion is not modified in respect of this matter.

6. Based on our review conducted as stated in paragraph 3 above, nothing has come to our attention that causes us to believe that the accompanying Statement, prepared in accordance with the recognition and measurement principles laid down in the aforesaid Indian Accounting Standard and other accounting principles generally accepted in India, has not disclosed the information required to be disclosed in terms of Regulation 33 of the SEBI (Listing Obligations and Disclosure Requirements) Regulations, 2015, as amended, including the manner in which it is to be disclosed, or that it contains any material misstatement.

7. Other Matters:

The Statement includes the consolidated financial results for the quarter year ended June 30, 2020 which were reviewed by the predecessor auditor, who have expressed an unqualified opinion in its Limited review report dated September 08, 2020.

For V. P. Thacker & Co

Chartered Accountants

Firm Registration No. 118696W



Abuali Darukhanawala

Partner (Membership No.108053)

UDIN: 21108053AAAAAQK6836

Place: Mumbai

Date: 12<sup>th</sup> August 2021

TAAL ENTERPRISES LIMITED

Regd. Office : 2nd Floor, MMPDA Towers, 184, Royapettah High Road, Chennai - 600014, Tamil Nadu, INDIA  
Phone: +91 44 43508393; E-mail: secretarial@taalent.co.in; Web: www.taalent.co.in; CIN: L62200TN2014PLC096373

STATEMENT OF CONSOLIDATED FINANCIAL RESULTS FOR THE QUARTER ENDED JUNE 30, 2021

Sr. No.	Particulars	(INR in lakhs, unless otherwise stated)			
		Qtr ended			Year ended
		Jun 30, 2021	Jun 30, 2020	Mar 31, 2021	Mar 31, 2021
		(Unaudited)	(Unaudited)	Refer Note no 2	(Audited)
<b>1</b>	<b>Income</b>				
	Revenue from operations	2,975.85	2,969.26	2,562.45	10,491.80
	Other income	355.68	83.08	454.22	1,892.05
	<b>Total income</b>	<b>3,331.53</b>	<b>3,052.34</b>	<b>3,016.67</b>	<b>12,383.85</b>
<b>2</b>	<b>Expenses</b>				
a	Employee benefits expense	1,655.68	1,818.79	1,545.07	6,449.48
b	Finance costs	41.75	32.46	34.44	104.71
c	Depreciation and amortisation expense	60.95	59.48	59.44	227.92
d	Other expenses	422.33	382.20	539.31	1,788.01
	<b>Total expenses (a to d)</b>	<b>2,180.71</b>	<b>2,292.93</b>	<b>2,178.26</b>	<b>8,570.12</b>
<b>3</b>	<b>Profit / (Loss) before tax (1 - 2)</b>	<b>1,150.82</b>	<b>759.41</b>	<b>838.41</b>	<b>3,813.73</b>
<b>4</b>	<b>Income tax expense</b>				
a	Current tax	321.09	178.42	125.97	646.44
b	Deferred tax	(14.86)	(3.47)	3.18	(13.03)
c	Adjustments for earlier years	-	-	-	-
d	MAT credit entitlement	-	-	-	-
<b>5</b>	<b>Total income tax expense (a to b)</b>	<b>306.23</b>	<b>174.95</b>	<b>129.15</b>	<b>633.41</b>
<b>6</b>	<b>Profit / (Loss) for the period after tax (3 - 5)</b>	<b>844.59</b>	<b>584.46</b>	<b>709.26</b>	<b>3,180.32</b>
<b>7</b>	<b>Other Comprehensive Income/ (loss) (OCI), net of tax</b>				
	<i>Other comprehensive income to be reclassified to profit or loss in subsequent periods</i>				
	Exchange differences in translating the financial statements of a foreign operation	15.27	5.14	(0.21)	(23.43)
		15.27	5.14	(0.21)	(23.43)
	<i>Other comprehensive income not to be reclassified to profit or loss in subsequent periods</i>				
	Re-measurement gains/ (losses) on defined benefit plans	-	-	26.36	26.36
	OCI on forward Contract	(12.73)	-	20.63	20.63
	Income tax effect	-	-	(7.68)	(7.68)
		(12.73)	-	39.31	39.31
<b>8</b>	<b>Other Comprehensive Income / (Loss) for the period</b>	<b>2.54</b>	<b>5.14</b>	<b>39.10</b>	<b>15.88</b>
<b>9</b>	<b>Total Comprehensive Income / (loss) for the period (6+8)</b>	<b>847.13</b>	<b>589.60</b>	<b>748.36</b>	<b>3,196.20</b>
	<b>Profit attributable to :</b>				
	Equity Shareholders of Parent	844.59	584.46	709.26	3,180.32
	Non Controlling Interest	-	-	-	-
	<b>Other Comprehensive Income attributable to :</b>				
	Equity Shareholders of Parent	2.54	5.14	39.10	15.88
	Non Controlling Interest	-	-	-	-
	<b>Total Comprehensive Income attributable to :</b>				
	Equity Shareholders of Parent	847.13	589.60	748.36	3,196.20
	Non Controlling Interest	-	-	-	-
<b>10</b>	<b>Paid-up equity share capital (Face value of INR 10/- each)</b>	<b>311.63</b>	<b>311.63</b>	<b>311.63</b>	<b>311.63</b>
<b>11</b>	<b>Earnings / (Loss) per share (of INR 10/- each) (not annualised):</b>				
	(a) Basic earnings / (loss) per share (INR)	<b>27.10</b>	<b>18.75</b>	<b>22.76</b>	<b>102.05</b>
	(b) Diluted earnings / (loss) per share (INR)	<b>27.10</b>	<b>18.75</b>	<b>22.76</b>	<b>102.05</b>
	See accompanying notes to the consolidated financial results				

Notes to the financial results:





1 The above financial results of TAAL Enterprises Limited ("The Company") has been prepared in accordance with Indian Accounting Standards as prescribed under Section 133 of the Companies Act, 2013 read with Rule 3 of the Companies (Indian Accounting Standards) Rules 2015 and SEBI Circular No. CIR/CFD/FAC/62/2016 dated 5 July 2016.

2 Figures of the quarter ended March 31, 2021 are the balancing figures between year ended March 31, 2021 figures and published nine months ended December 31, 2020.

3 The Board of Directors in their meeting held on August 12, 2021 approved an interim dividend of Rs 25 per fully paid equity share.

4 The management has made an assessment of the impact of COVID-19 on the Company's operations, financial performance and position as at and for the quarter ended June 30, 2021 and has concluded that there is no significant impact which is required to be recognized in the financial statements. The Company will continue to closely monitor any material changes to future economic conditions.

5 This Statement has been reviewed by the Audit Committee and approved by the Board of Directors at its meeting held on August 12, 2021.


6 Subsequent to the year end March 31, 2021, the Directors of the Subsidiary Company ( TAAL TECH INDIA PRIVATE LIMITED) had recommended the payment of a final dividend of INR 95 (March 31, 2020: Nil) per fully paid equity share in the Board meeting held on June 11, 2021. This proposed dividend was subsequently then approved for payment by the shareholders at the Annual General Meeting held on July 31, 2021.

7 Previous period figures have been regrouped, re-arranged and re-classified wherever necessary to make them comparable with figures of current period.

Place: Pune  
Date: August 12, 2021



For TAAL Enterprises Limited

  
Saliil Taneja  
Whole Time Director

**TAAL ENTERPRISES LIMITED**

Regd. Office : 2nd Floor, MMPDA Towers, 184, Royapettah High Road, Chennai - 600 014, Tamil Nadu, INDIA  
Phone : +91 44 43508393, E-mail : secretarial@taalent.co.in, Web : www.taalent.co.in, CIN L62200TN2014PLC096373

**CONSOLIDATED SEGMENT INFORMATION FOR THE QUARTER ENDED JUNE 30, 2021**

*(INR in lakhs, unless otherwise stated)*

Sr. No.	Particulars	Quarter ended June 30, 2021	Quarter ended June 30, 2020	Quarter ended March 31, 2021	Year ended March 31, 2021
		(Unaudited)	(Unaudited)	Refer Note no 2	(Audited)
<b>1</b>	<b>Segment revenue</b>				
	(a) Air charter	-	-	-	-
	(b) Engineering Design Service	2,975.85	2,969.26	2,562.46	10,491.80
	(c) Trading of goods	-	-	-	-
	<b>Revenue from operations</b>	<b>2,975.85</b>	<b>2,969.26</b>	<b>2,562.46</b>	<b>10,491.80</b>
<b>2</b>	<b>Segment results</b>				
	<b>Operating Profit/ (Loss)</b>				
	(a) Air charter	6.77	1.92	(5.69)	1,064.55
	(b) Engineering Design Service	1,187.98	789.95	876.93	2,854.98
	(c) Trading of goods	(2.18)	-	(0.57)	(3.26)
	<b>Total segment profit before interest and tax</b>	<b>1,192.57</b>	<b>791.87</b>	<b>870.67</b>	<b>3,916.27</b>
	Less: Finance cost	41.75	32.46	34.44	104.71
	<b>Profit before tax</b>	<b>1,150.82</b>	<b>759.41</b>	<b>836.23</b>	<b>3,811.56</b>
	Income tax expense	306.23	174.95	129.15	633.41
	<b>Profit after tax</b>	<b>844.59</b>	<b>584.46</b>	<b>707.08</b>	<b>3,178.15</b>
<b>3</b>	<b>Capital employed</b>				
	(a) Air charter	1,335.02	1,024.86	1,329.96	1,329.96
	(b) Engineering Design Service	7,058.00	4,537.49	6,224.51	6,224.51
	(c) Trading of goods	69.88	80.25	71.26	71.26
	<b>Total capital employed</b>	<b>8,462.90</b>	<b>5,642.60</b>	<b>7,625.73</b>	<b>7,625.73</b>

